

eCommittee Newsletter

(For Internal Circulation Only)

May 2016



eCommittee Supreme Court of India

website: <http://sci.nic.in/e-committee.htm>

email: ecommittee@aij.gov.in

Index

eCommittee Newsletter – May 2016

Cover page.....	1
Index.....	2
1. IN THE NEWS:.....	3
(A) Govt. urges High Court CJs to use national judicial database:.....	3
(B) Govt. wants performance of judges to be assessed before recommendation for elevation.....	3
(C) DV Sadananda Gowda highlights achievements/initiatives of MoL&J in last two years.....	5
(D) Lower Courts Settled Nearly 21,000 Cases Pending For A Decade In April.....	8
(E) Justice does not come quickly to senior citizens in State.....	9
(F) Rajasthan 5th among states with high pendency of cases.....	11
(G) CJs' conference resolves to clear pending cases.....	12
(H) Each court will have video conferencing.....	13
(I) Court-jail video conferencing facility meets premature end.....	14
(J) Paperless status remains a pipe dream for Madras High Court.....	15
2. STATISTICAL UPDATES :.....	17
State wise Pendency as per NJDG as on 31.05.2016.....	17
State wise pendency of cases filed by the Senior Citizens and Women as per NJDG as on 31.05.2016.....	18
Report of Undated Cases as per NJDG as on 31.05.2016.....	19
Status Report of SMS services in District Court complexes as on 31.05.2016.....	20
Status of e-Transactions from 01.05.2016 to 31.05.2016 at etaal.gov.in.....	21
Status of Migration of CIS Data to CIS National Core ver. 2.0 as per NJDG as on 31.05.2016...	22
Status of Delivery and Installation of the Video Conference Equipments as on 31.05.2016.....	23
Status of Procurement of Hardware & Installation of LAN in Phase II of the eCourts Project as on 31.05.2016.....	24

Note: Data given in this 'Statistical Updates' section of the newsletter is as provided by High Courts to the office of the eCommittee or updated by the respective Courts on NJDG.

1. IN THE NEWS:

Catch News:

(A) Govt. urges High Court CJs to use national judicial database:

<http://www.catchnews.com/national-news/govt-urges-high-court-cjs-to-use-national-judicialdatabase-to-assess-judges-for-elevation-1463539381.html>



Govt urges high court CJs to use national judicial database to assess judges for elevation

SPEED NEWS DESK

| Updated on: 18 May 2016, 8:16 IST

The government wants high court chief justices to use a central database, the National Judicial Data Grid, to assess the performance of judges before they are recommended for elevation to higher courts. The law ministry will write to the chief justices to this effect.

The National Judicial Data Grid has consolidated figures of pending cases in the subordinate judiciary, which shows the performance of judges. This data is available at www.ecourts.gov.in, part of the eCourts Integrated Mission Mode Project aimed at promoting transparency, according to *The Economic Times*.

"The adjournments given by a judge, cases decided by him or her and type of cases decided are all available on the grid. Utilising this will benefit not only the chief justices in recommending the best, but will also help the superior judiciary in taking a decision," said a law ministry official.

On 7 October last year, law minister DV Sadananda Gowda had written to then Chief Justice of India HL Dattu about the NJDG. "Objectives of NJDG, apart from transparency and access to case information, include its use for judicial management and monitoring and for policy purposes," he wrote.

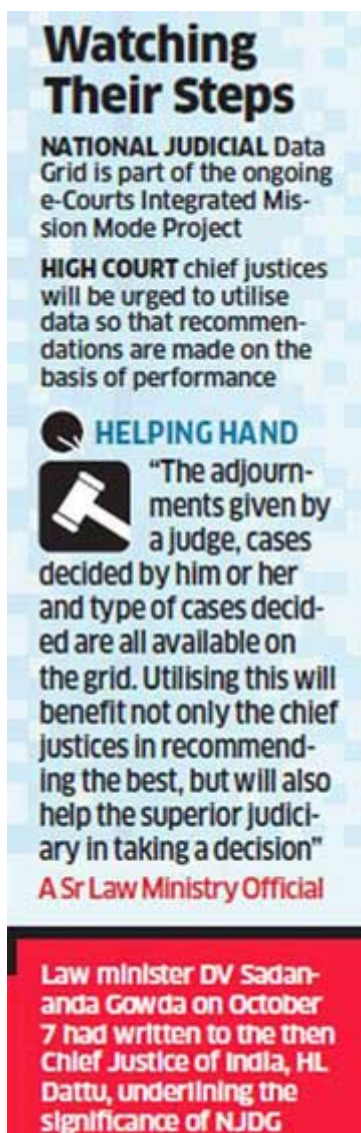
The Economic Times:

(B) Govt. wants performance of judges to be assessed before recommendation for elevation.

http://articles.economictimes.indiatimes.com/2016-05-18/news/73177354_1_chief-justices-lawministry-high-courts

Government wants performance of judges to be assessed before recommendation for elevation

Raghav Ohri, ET Bureau May 18, 2016, 04:58AM IST



NEW DELHI: The government wants the performance of a judge to be assessed before recommending the name for elevation to superior judiciary. And, for this, it wants chief justices of high courts to utilise a central database.

The law ministry will write to the chief justices of all high courts to make use of the National Judicial Data Grid (NJDG), which gives consolidated figures of pending cases in the country's subordinate judiciary, showing the performance of judges, ministry sources said. This information is available on [www . ecourts. gov. in](http://www.ecourts.gov.in). The e-courts project was conceptualised on the basis of the national policy and action plan for implementation of information and communication technology in the Indian judiciary.

NJDG is part of the ongoing e-Courts Integrated Mission Mode Project .

It is aimed at promoting transparency and access to information for all stakeholders in the justice delivery system. Sources in the law ministry told ET that high court chief justices will be urged to utilise the data so that recommendations are made on the basis of performance.

"The adjournments given by a judge, cases decided by him or her and type of cases decided are all available on the grid. Utilising this will benefit not only the chief justices in recommending the best, but will also help the superior judiciary in taking a decision," said a senior ministry official.

Law minister DV Sadananda Gowda on October 7 had written to the then Chief Justice of India, HL Dattu , underlining

the significance of NJDG. "Objectives of NJDG, apart from transparency and access to case information, include its use for judicial management and monitoring and for policy purposes," he had written.

Gowda had also urged Dattu to "write to the chief justices of the high courts so that high court judges are encouraged to use these statistics for performance management".

(C) DV Sadananda Gowda highlights achievements/initiatives of MoL&J in last two years

<http://pib.nic.in/newsite/PrintRelease.aspx?relid=145669>

**Press Information Bureau
Government of India
Ministry of Law & Justice**

25-May-2016 18:11 IST

Dv Sadananda Gowda highlights achievements/initiatives of Ministry of Law & Justice in last two years

Union Law & Justice Minister Shri D.V. Sadananda Gowda today addressed the media here in New Delhi and gave an account of the achievements/initiatives of ministry his ministry in last two years. Following is the detail of his narrations:

Initiatives towards Ease of Doing Business

- To ensure speedy and fair disposal of commercial disputes, a new Act namely, the Commercial Courts, Commercial Division and Commercial Appellate Division of High Courts Act 2015 has been enacted by Parliament. It is Government's endeavour to make India an investor friendly destination and enhance its ranking in Ease of Doing Business.
- The Arbitration and Conciliation Act, 1996 has been amended to make Arbitration as preferred mode for settlement of commercial disputes by making it more user-friendly, cost effective, leading to expeditious disposal of cases. This Bill was pending before the Government since 2003.

Initiatives towards better management of litigation

- Draft National Litigation Policy is under formulation to make Government a responsible and

efficient litigant. The Draft National Litigation Policy shall facilitate in bringing down unwarranted litigation.

- For proper monitoring of the pending court cases of the entire Government of India, a web portal Legal Information and Management Based System (LIMBS) has been set up.
- 19 Law Officers (including AG/SG) and 34 ASGs in High Courts have been appointed. Fresh panels of Counsels were approved for Supreme Court/High Courts/Central Administrative Tribunals/Armed Forces Tribunal/District Courts/Armed Forces Tribunal.
- Fee revision of Law Officers and Legal Counsels was upwardly revised to the extent of 50% from the rates existing prior to 1.10.2015.

Initiatives towards Minimum Government Maximum Governance

- Four Acts have been enacted to repeal the obsolete and redundant laws. In total the aforesaid four enactments

have repealed 1175 Acts. This exercise was taken up after 14 years, earlier being taken up only in the year 2001.

- Major exercise for convergence of Tribunals to reduce the number of tribunals is being carried out. High level Inter-Ministerial Group has been constituted for consideration of the issue.

Initiatives towards digital India and e-Governance

- A major change has been introduced to receive applications for appointment of Notaries online along with supporting documents w.e.f. 1.1.2016.
- e-Governance and E-courts usage have started in Income Tax Appellate Tribunal (ITAT) leading to faster disposal of cases with less hassles to litigants.
- Digitisation work of Appeals has been undertaken in ITAT. Once the digitisation work is complete, all the appellate records shall be accessible from any station and any appeal can be taken by e-court in any location.
- Web portal named LIMBS has been introduced for Centrally monitoring cases of UoI pending in various courts and Tribunals.

Initiatives towards Computerisation of Courts

- eCourts Mission Mode Project has been taken up for universal computerization of district and subordinate courts with an objective of

providing designated services to litigants, lawyers and the judiciary.

- During the first two years of NDA rule i.e. 2014-15 and 2015-16, Rs.212.23 cr were released to various States for eCourts projects against Rs.122.41cr released during UPA-II rule for the years 2012-13 and 2013-14, thus, registering an increase of 73.4%.
- eCourts Phase-II projects aims at automation of workflow management, enabling the courts to exercise greater control in management of cases. This will also include installation of touch screen based kiosks, use of e-filing, e-payment and mobile applications and composite set of services through Judicial Service centres.
- Case status information in respect of over 6.11 crore pending, decided cases and more than 2.4 crore orders/judgements pertaining to District and Subordinate Courts are available online.
- Over 4000 court officials and 14000 Judicial Officers have been trained on computerization of Judiciary. Laptops have been provided to 14,309 judicial officers.

Initiatives towards Justice Delivery

- Appointment of Judges in higher judiciary has been undertaken. 86 additional Judges were made permanent, 51 new judges were appointed and appointment of another 170 is being processed.
- Judges' sanctioned strength of the High Courts has been increased from

906 on 01.06.2014 to 1065 as on 27.4.2016. In the case of District/Subordinate Courts, the sanctioned strength has been increased from 17,715 at the end of 2012 to 20,502 in December, 2015.

- Pecuniary jurisdiction of Delhi High Court has been increased from Rs. 20 lakhs to Rs. 2 crore, facilitating access to justice within the vicinity of the location of District Courts.
- Department of Justice has been implementing a Centrally Sponsored Scheme for Development of Infrastructure Facilities for Judiciary. On account of concerted efforts by all stakeholders, the availability of judicial infrastructure for subordinate courts has increased considerably in the recent past.

Initiatives towards Access to Justice Projects

- 300 Paralegal Volunteers of Odisha, 400 Para Legal Volunteers of North Eastern States and 187 Para Legal Volunteers of J&K have been trained under the activities of State Legal Services Authorities.
- Legal literacy has been incorporated into National Literacy Mission Authority (NLMA) and activities have been started in States- 62 Districts of Uttar Pradesh and 31 Districts of Rajasthan.
- Helpdesks for Juveniles in Observation Homes have been established in Maharashtra.
- 50 voice based Legal Information

Kiosks have been established in the State of Chhattisgarh and Jharkhand.

- 46 Legal Aid Clinics have been established in two most backward districts of Nagaland – Tuensang and Mon.
- MoU has been signed between Department of Justice and NLMA (National Literacy Mission Authority) for initiating legal literacy activities by SRC Assam, Shillong, J&K and Arunachal Pradesh.

Other important initiatives

21st Law Commission of India has been reconstituted in September, 2015. Chairman/Member has been appointed.

- The National Legal Services Authority (NALSA) has been constituted to monitor and evaluate the implementation of legal services programmes and to lay down policies and principles for making legal services available under the Act. A total number of 2,49,996 persons have been benefitted through Legal Services and advice from 1.04.2015 to 31.01.2016.
- As on 30.09.2015, more than 15.14 lacs Lok Adalats have been organized in the country since inception. More than 8.25 crore cases including cases pending in the courts as well as those at the pre-litigation stage have been settled in these Lok Adalats. A total number of 746,29,721 cases have been settled in such National Lok Adalats since November, 2013 to 2015.
- Promotion of Alternate Dispute

Resolution Mechanism through National Legal Services Authority (NALSA) at the national level and State Legal Services Authorities at State level.

- DoJ has taken up with all High Courts and Supreme Court for implementation of Incheon strategy to facilitate people with disability.
- Proper training to Judicial Officers in international best practices w.r.t. alternate dispute resolution, quick and easy entity structuring, restructuring, incorporation, evolution and exit, tax

reforms in the light of Make in India and Start-up India.

- Process Re-engineering (PR) exercise taken up to modernize the existing processes and procedures and introduce new processes and procedures to expedite disposal of cases.
- 101 Legislative Bills were introduced in the Parliament. 75 Bills have been enacted into Acts and two constitutional Acts were enacted.

NDTV :

(D) Lower Courts Settled Nearly 21,000 Cases Pending For A Decade In April.

<http://www.ndtv.com/india-news/lower-courts-settled-nearly-21-000-cases-pending-for-a-decade-in-april-1408779>

Lower Courts Settled Nearly 21,000 Cases Pending For A Decade In April

All India | Press Trust of India | Updated: May 22, 2016 16:30 IST

New Delhi Out of the over 21 lakh cases pending for the past ten years across India, the subordinate judiciary settled nearly 21,000 of them last month.

But even as the judiciary went about clearing the backlog, fresh cases continued to pile up, with 5,77,834 fresh cases filed across subordinate courts in April.

The latest figures collated by the National

Judicial Data Grid said out of the 20,835 cases settled by the lower judiciary in April, 13,645 were criminal in nature and 7,190 civil.

A civil case is a lawsuit that usually deals with contracts and torts. Torts are acts of negligence that result in damage or injury. Criminal cases involve an action that is considered to be harmful to society as a whole.

As per data available with the Grid, as on

December 31, 2015, there were a total of 2,00,60,998 cases pending across the district courts in the different states.

Out of these, 83,00,462 or 41.38 per cent cases are pending for less than two years, while 21,72,411 or 10.83 per cent are pending for over 10 years.

As on May 3, courts in Uttar Pradesh disposed of 5556 cases in April which were pending for a decade. Out of these 1804 were civil while 3752 were criminal cases.

The lower courts in Gujarat followed closely by settling 3489 cases -- 1600 civil and 1889 criminal. In Maharashtra, the data says, 3287 cases -- 1011 civil and 2276 criminal -- pending for the past ten years were settled by the courts.

In a written reply, Law Minister DV Sadananda Gowda had informed Lok

Sabha in December last year that the subordinate courts settled 1,90,19,658 cases in 2014.

He had said that the 24 high courts disposed of 17,34,542 cases in 2014. The pendency in the high courts was estimated at 41.53 lakh at the end of December 2014.

The Supreme Court disposed of 44,090 cases last year till December one, while the pendency there has been estimated at 58,906 at the beginning of December 2015.

The e-Committee of Supreme Court had launched the National Judicial Data Grid to provide data on cases pending in the district courts across the country. The data is segregated into civil and criminal cases and further broken down on the basis of the number of years the cases have been pending.

The Hindu:

(E) Justice does not come quickly to senior citizens in State

<http://www.thehindu.com/news/cities/bangalore/justice-does-not-come-quickly-to-senior-citizens-in-state/article8664625.ece>

CITIES » BENGALURU

BENGALURU, May 30, 2016

Updated: May 30, 2016 05:45 IST



Justice does not come quickly to senior citizens in State

Karnataka tops among States in pendency of litigation filed by senior citizens

Karnataka tops among the States in pendency of litigation filed by senior citizens in various subordinate courts,

with pendency of 8.8 per cent of the total number of pending cases, which is nearly three times the national average of around 3 per cent.

LONG STRETCH TO LITIGATION



* DATA BASED ON NJDG'S MAY 13, 2016, UPDATE

Cases of senior citizens constitute about 1,08,494 of the total 12,28,912 cases pending in all the subordinate courts (excluding High Court) spread across 30 districts in Karnataka, as per the statistics available on the National Judicial Data Grid (NJDG).

T.N. in second place However, the statistics from NJDG also include data of some of the Union Territories, but does not include data from a few small States like Nagaland.

Tamil Nadu is in second place, with pendency of 64,079 cases, which is about 7.08 per cent of the total pending cases in

that State. Madhya Pradesh (6.97 per cent) and Maharashtra (6.57) are the other two States where pendency is more than 5 per cent of the total pendency in the respective States.

The least number of pendency of senior citizens' cases is in Jammu and Kashmir with 0.49 per cent, which has 207 cases of the total pending cases. In Uttarakhand, West Bengal and Delhi the cases are below 1 per cent.

In districts

Among the 30 districts of Karnataka, the courts in Bengaluru city have the highest number of pending cases filed by senior citizens at 10,583 cases, followed by Bengaluru Rural district with 9,303 cases. More than 5,000 cases are pending in districts like Mysuru, Tumakuru, Mandya, Hassan, and Belagavi.

In Raichur, Koppal, Gadag, Kodagu. and Bidar, the pendency is less than 2,000 cases. Yadgir district, with 628 cases, is the only district where the number of pending cases is less than 1,000.

By women

The pendency of cases filed by women litigants constitutes about 1,47,586, which is around 11.9 per cent of the total pendency in Karnataka.

Bengaluru city with 17,444 cases leads in pendency of cases filed by women litigants, followed by Bengaluru Rural (14,258 cases), Mysuru (13,678) and Tumakuru (7,964). In Kodagu, only 1,095 cases filed by women are pending. Gadag and Yadgir are the only two other districts

where pendency is less than 2,000 cases.

cases in subordinate courts in Karnataka.

The pendency of litigation filed by the women and senior citizens constitute nearly 20.77 per cent of the total pending

The Times of India City:

(F) Rajasthan 5th among states with high pendency of cases

<http://timesofindia.indiatimes.com/city/jaipur/Rajasthan-5th-among-states-with-high-pendency-ofcases/articleshow/52264014.cms>

Rajasthan 5th among states with high pendency of cases

TNN | May 14, 2016, 08.05 AM IST

Jaipur: The Chief Justice of India T S Thakur recently drew government's attention to the issue of shortfall in judiciary. Though the problem persists across the country, Rajasthan ranks fifth among states having the highest backlog of cases.

According to the National Judicial Data Grid, Rajasthan has over 13,00,052 pending cases in various courts over the past 10 years. Four other states with high backlogs include Uttar Pradesh with 50,92,609 pending cases, Maharashtra with 29,22,676, Gujarat with 22,55,869 and West Bengal with 13,31,008 cases.

While there are 8,84,874 criminal cases and 4,15,174 civil cases pending in different courts of Rajasthan, Jaipur metro has the highest number of pending cases, which is 73,072.

Besides, the Rajasthan High Court data highlights that acute shortage of staff that plagues the state judiciary. Rajasthan High Court has only 25 judges against an

approved strength of 50.

There are 279 district judges including 109 ad hoc judges against 405 sanctioned posts. Nearly 126 posts are lying vacant. The sanctioned strength of senior civil judges is 338, but 41 posts are lying vacant. While 39 posts of civil judges are lying vacant.

State law minister Rajendra Rathore had recently urged the Central government to release Rs 214.11 crore for establishing fast track courts in the state.

"The amount of Rs 214.11 crore has been allocated by the 14th finance commission for fast track courts here. I urge the Central government to release the promised funds so that pendency of cases can be minimized," said Rathore.

He urged the Centre to expedite the process of filling the 25 vacant posts of high court judges. Though he expressed a dire need to have 50 judges. "Under the Prime Minister Digital India, we have decided to allocate Rs 182.87 lakh for digitizing the records and files. Besides, Rs 196.52 crore have been earmarked for

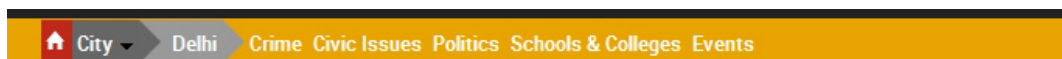
development of courts," said Rathore.

In the last two years, the state has opened 57 new courts to minimize pendency, he added.

The Times of India City:

(G) CJs' conference resolves to clear pending cases

<http://timesofindia.indiatimes.com/city/delhi/CJs-conference-resolves-to-clear-pending-cases/articleshow/52155914.cms?>



News Home » City » Delhi

CJs' conference resolves to clear pending cases

PTI | May 6, 2016, 09.25 PM IST

  A- A+

New Delhi, May 6 () Fast tracking matters related to crime against women and children, priority in disposing cases pending for more than five years and using information and communication technology for it are some of the resolutions taken during the recently concluded chief justices conference here.

The conference held here on April 22 and 23 concluded that for tackling the issue of pendency of cases, focus should be on establishing e-courts, cadre of technical manpower, e-filing and video conferencing, scanning and digitisation and updation on National Judicial Data Grid Uniform nomenclature.

The resolution, which was uploaded on the website of the Supreme Court, said there was a need to take steps to augment the infrastructure of subordinate courts, create new posts and implement

information and communication technology so that the long pendency of cases can be cleared.

It said that all the high courts should assign top most priority for disposal of cases which are pending for more than five years after noting that pendency of cases in the high court has been stagnant for over three years and 43 per cent of pendency is of cases of over five years.

The resolution also concluded that fast tracking of matters related to crime against women, children, differently-abled persons, senior citizens, marginalised sections of the society and cases of Prevention of Corruption Act were needed.

It further said that infrastructure of the courts should be made differently-abled friendly and use of renewable energy for the court complexes should be promoted.

(H) Each court will have video conferencing

<http://www.patrika.com/news/jabalpur/each-court-will-have-video-conferencing-1310075/>

Home > State > Madhya Pradesh > Jabalpur > Each court will have video conferencing

अब हर अदालत में होगी वीडियो कॉन्फ्रेंसिंग

Updated: 2016-05-30 09:59:40 IST

जल्द ही हाईटेक हो जाएंगी तहसील स्तर तक की अदालतें, राज्य की सभी अदालतों में उपकरणों का इन्स्टॉलेशन शुरू

राहुल मिश्रा @ जबलपुर। जल्द ही प्रदेश की जिला, तहसील अदालतों में भी वीडियो कॉन्फ्रेंसिंग की सुविधा मुहैया हो जाएगी। इन अदालतों की अधिकतर समस्याओं का बिना कागजी काम के त्वरित निदान होने लगेगा। वीडियो कॉन्फ्रेंसिंग के जरिए गवाही, बयान दर्ज कराने की प्रक्रिया के लिए भी राह प्रशस्त हो जाएगी। प्रदेश की सभी जिला अदालतों व 140 तहसील अदालतों में इसके लिए आवश्यक उपकरण इन्स्टॉल करने का काम पूरा हो चुका है। बाकी तहसीलों में भी काम पूर्णता की ओर है।

रिमांड पेशी से मिलेगी मुक्ति

इन सभी अदालतों को वीडियो कॉन्फ्रेंसिंग के लिए स्थानीय जेलों से भी जोड़ा जा रहा है। व्यवस्था लागू होने के बाद जिन आपराधिक मामलों में चालान पेश नहीं हुआ है, उनके आरोपितों को रिमांड के लिए अब जेल से लाने की परेशानी से निजात मिल जाएगी। जेल से ही इनकी रिमांड पर सुनवाई की जाएगी। इससे आरोपितों को जेल से लाने-ले-जाने के खर्च की बचत के साथ पुलिस बल की भी बचत होगी।

संवाद से होगा समाधान

वीडियो कॉन्फ्रेंसिंग शुरू होते ही निचली अदालतों के

न्यायाधीशों का वरिष्ठ न्यायाधीशों व हाईकोर्ट के प्रशासनिक अधिकारियों से सीधा और त्वरित संवाद होने लगेगा। इससे न्यायपालिका की कई महती समस्याओं को स्पॉट पर ही निपटाया जा सकेगा। इसका सकारात्मक प्रभाव न्यायदान प्रक्रिया पर भी पड़ेगा।

गवाही की होगी व्यवस्था

इस व्यवस्था के सफल होने पर इसे गवाही और बयान दर्ज करने के लिए भी विस्तृत किया जाएगा। इसके लिए सुप्रीम कोर्ट द्वारा 2003 में जारी गाइडलाइन का पालन करना होगा। गवाह की पहचान सुनिश्चित करनी होगी। इसकी व्यवस्था की जा रही है। राज्य की हर अदालत में इसके लिए अलग कक्ष या सेल बनाए जाएंगे। जहां से राज्य की किसी भी अदालत में बयान दर्ज कराए जा सकेंगे।

हो चुका प्रयोग

जेल से वीडियो कॉन्फ्रेंसिंग के जरिए बयान दर्ज कराने का प्रदेश में सफल प्रयोग किया जा चुका है। बीते साल भोपाल जेल में निरुद्ध सिमी आरोपितों के बयान सुरक्षा की दृष्टि से जेल से ही दर्ज कराए गए थे। भविष्य में इस व्यवस्था को और पुरखा करने की योजना है।

अदालतों को आपस में जोड़ने व न्यायदान प्रक्रिया में आने वाली बाधाओं को दूर करने के लिहाज से यह व्यवस्था की जा रही है। भविष्य में इसके जरिए गवाही भी संभव हो सकेगी।

मनोहर ममतानी, रजिस्ट्रार जनरल, मप्र हाईकोर्ट

(I) Court-jail video conferencing facility meets premature end

<http://www.newindianexpress.com/states/kerala/Court-jail-video-conferencing-facility-meets-premature-end/2016/05/10/article3424479.ece>

Court-jail video conferencing facility meets premature end

By Toby Antony |ENS | Published: 10th May 2016 05:41 AM Last Updated: 10th May 2016 05:43 AM

KOCHI: The video conferencing system linking the Erankulam District and Sessions Court with jails, which was launched with much hype, has stopped functioning after the government failed to make payment to the agency that operated the system.

The video conferencing system was installed with the aim of facilitating direct examination of accused lodged in jails. The lapse on the part of the government and the department concerned occurred despite the Kerala High Court insisting on implementation of the system.

According District Court officials, the system was very helpful for the court and jail authorities and the Police Department. Normally, two policemen are deployed for escorting accused to jail as part of judicial procedures.

After the video conferencing system was implemented in November 2014, the court directly examined more than 5,000 accused, saving around 10,000 'manpower days'. Similarly, the police could save a significant amount as daily allowance and travel expense.

"The video conferencing system was set up by a Hyderabad-based agency, on trial basis, by installing equipment worth `40 lakh in the court, district jails and sub-jails. The company had deployed its staff to operate the system. However, the company discontinued providing support the system last week, after its payment for a period of one-and-half year was held up by the government," said an official.

It was in 2006 that the High Court directed the government to install video conferencing system in the Ernakulam, Thiruvananthapuram, Kannur, Kollam and Kozhikode districts.

In 2011, video conferencing using the ISDN system was installed in courts and jails in all the five district. However, the ISDN system with 120-kbps data output was found to be very slow. For upgrading the system, around `5 crore was allotted in 2013, based on recommendations by a technical committee.

Subsequently, video conferencing agency Peoplelink submitted a proposal to install a system that operates on a new software. Since the proposed system was cheaper, it was decided to use it on a trial basis at the

Ernakulam Sessions Court and four jails in the district for one month.

Following the successful trial run, it was decided to extend the term to three months.

“Even during this period, steps were not taken to install the video conferencing system on a permanent basis, and it was operated on trial basis until two weeks ago.

Initially, it was agreed that the agency operating the system on trial basis would be paid for the service.

However, no amount was paid to the company during the trial period despite

the government allotting fund for the same,” said a court official.

“The video conferencing system was really helpful. But, the operators shut down the system due to payment issues. The department concerned will be informed about the matter,” said District Jail superintendent Anil Kumar.

Govt apathy

Lapse occurred on the part of the government and the department concerned, despite the High Court issuing a directive to install video conferencing system to speed-up legal procedures and to prevent overstay of accused in judicial custody in pre-trial stages.

Indian Express News:

(J) Paperless status remains a pipe dream for Madras High Court

<http://www.newindianexpress.com/cities/chennai/Paperless-status-remains-a-pipe-dream-for-Madras-High-Court/2016/05/24/article3448034.ece>


Paperless status remains a pipe dream for Madras High Court

By Johanna Deeksha | Express News Service | Published: 24th May 2016 05:03 AM
Last Updated: 24th May 2016 05:03 AM

CHENNAI: When former Chief Justice of Madras High Court A P Shah announced that plans were afoot to convert the Madras High Court into a paperless court, he jokingly put in, “ I wouldn’t be surprised if we had electronic lawyers in the next 10 years.” That statement was made 10 years ago at an event to inaugurate a computer section on the premises. However, not much has

changed in the intervening years, with stacks of decades-old files continuing to burden shelves and walls of the court.

While plans to computerise the court and make it paperless have been reiterated by many, the digitisation process remains a pipe dream. A senior judge mentioned that once an order is passed in a case, it passes through more than 15 hands before reaching the litigant.



“In the Punjab and Haryana High Court, if a bail order is passed in a case, the order is emailed to the jail authorities concerned immediately. So the order can be implemented immediately, but here it takes days,” he explained. While some courts such as the Punjab and Haryana High Court have managed to go paperless, experts said it was not fair to compare them with Madras as it’s a much bigger one. However, they agree that it is not unattainable .

In 2014, Justice B Vimala lost her cool after a case was adjourned 89 times, as the advocates kept asking for time on the grounds that they were ‘awaiting records’. She had then said, “When the rest of the world is moving at rocket speed, why are litigants here being denied their basic fundamental right to justice?” Even if a record was located for a hearing, judges complained that the paper would be so old that then even a slight touch would mutilate the copy. Justice Vimala had urged the court to take steps to digitise court records and statutes.

While case statutes are now easily accessible online, petitions, orders and other procedures in a court case continue on paper. “Sometimes even online it is difficult to find some cases as the website is not regularly updated. The court should maintain a record of the number of cases being heard every day,” suggested advocate Alamelu Venkat Raghavan.

While both advocates and judges agree that computerisation of records will bring down the time taken for case settlement, they have little hope of it becoming a reality anytime soon.

“We have enough skill base in the State. We have no dearth of professionals in the country. What we need is the will to take steps to ensure computerisation,” said senior advocate N L Rajah. The advocate said that the government should take effective steps to fund the process and take the help of companies like Wipro or Infosys to create a roadmap to implement the paperless plan. “The Law Ministry must ensure the records are digitised. If we just have successive Chief Justices showing interest once in a while, it becomes a very sporadic process,” the advocate explained.

With court copies continuing to gather dust and only being moved when a new set of files have to get squeezed in, the High Court and sub-courts will continue to struggle to dispose of cases and litigants will suffer the consequences of delayed justice.

2. STATISTICAL UPDATES :

State wise Pendency as per NJDG as on 31.05.2016

STATE	More than 10 Years	More than 5 Years Less than 10 Years	More than 2 Years Less than 5 Years	Upto 2 Years	Total pending Cases
Andaman And Nicobar	682	1788	2497	4144	9111
Andhra Pradesh	7505	43522	117000	248015	416042
Assam	2590	17989	62180	107521	190280
Bihar	230778	322418	410830	423812	1387838
Chandigarh	61	748	6567	26394	33770
Chhattisgarh	13524	28653	44067	99763	186007
Delhi	3709	19111	61746	131984	216550
Diu And Daman	70	235	512	841	1658
Dnh At Silvasa	384	716	956	1958	4014
Goa	2164	7414	14547	36293	60418
Gujarat	524796	508170	529386	679167	2241519
Haryana	370	6222	115644	424669	546905
Himachal Pradesh	738	14750	52366	98563	166417
Jammu And Kashmir	6537	14116	20800	10011	51464
Jharkhand	9594	48808	108628	121497	288527
Karnataka	20960	127027	357731	723239	1228957
Kerala	7525	54561	210174	581330	853590
Madhya Pradesh	7487	47289	146895	305027	506698
Maharashtra	251397	441555	943775	1360041	2996768
Manipur	1063	794	1985	6091	9933
Meghalaya	158	344	1900	2611	5013
Mizoram	6	132	606	419	1163
Orissa	183087	213908	284177	295989	977161
Punjab	1328	15776	130277	363563	510944
Rajasthan	72131	220216	452757	545207	1290311
Sikkim	3	10	201	1269	1483
Tamil Nadu	40196	145199	277004	444007	906406
Telangana	23140	48049	109670	185745	366604
Tripura	3052	2251	7794	13010	26107
Uttarakhand	3801	15854	47074	112661	179390
Uttar Pradesh	660439	1042833	1629196	1800575	5133043
West Bengal	151241	289284	266706	353462	1060693
TOTAL	2230516	3699742	6415648	9508878	21854784

**State wise pendency of cases filed by the Senior Citizens and Women as per NJDG
as on 31.05.2016**

STATE	Senior Citizen Cases	Cases filed by women
Andaman And Nicobar	7	1159
Andhra Pradesh	13084	64178
Assam	1496	25803
Bihar	22485	217043
Chandigarh	546	4116
Chhattisgarh	6199	12347
Delhi	1476	10140
Diu And Daman	37	86
Dnh At Silvasa	99	99
Goa	1687	5928
Gujarat	49837	32147
Haryana	12424	72396
Himachal Pradesh	8279	21835
Jammu And Kashmir	233	4137
Jharkhand	3591	32892
Karnataka	107830	147298
Kerala	31182	69686
Madhya Pradesh	26564	45829
Maharashtra	207099	278917
Manipur	655	1934
Meghalaya	65	592
Mizoram	26	135
Orissa	25978	74961
Punjab	19157	84103
Rajasthan	23952	119048
Sikkim	48	142
Tamil Nadu	64018	137611
Telangana	5482	44298
Tripura	671	3371
Uttarakhand	1438	10473
Uttar Pradesh	63762	446524
West Bengal	11459	172693
TOTAL	710866	2141921

Report of Undated Cases as per NJDG as on 31.05.2016

Sr.No	State	Undated cases as on 30.04.2016		Undated cases as on 31.05.2016		Progress
		Total	%	Total	%	
1.	Andaman and Nicobar	2466	25.11	846	9.29	Positive
2.	Andhra Pradesh	6898	1.66	12408	2.98	Negative
3.	Assam	32375	17.51	70323	36.96	Negative
4.	Bihar	271477	19.66	329399	23.73	Negative
5.	Chandigarh	0	0.00	327	0.97	Positive
6.	Chhattisgarh	17439	9.42	24667	13.26	Negative
7.	Delhi	18767	20.30	61511	28.40	Negative
8.	Diu and Daman*	1472	87.31	1389	83.78	Positive
9.	Dnh at Silvasa			1	0.02	
10.	Goa*	19346	31.83	5178	8.57	Positive
11.	Gujarat*	809738	35.89	707992	31.59	Positive
12.	Haryana	37	0.01	4668	0.85	Positive
13.	Himachal Pradesh	8407	5.05	19993	12.01	Negative
14.	Jammu & Kashmir	44864	90.09	41842	81.30	Positive
15.	Jharkhand	57869	20.14	99818	34.60	Negative
16.	Karnataka	2921	0.24	93088	7.57	Negative
17.	Kerala	13284	1.59	52827	6.19	Negative
18.	Madhya pradesh*	244242	49.68	334005	65.92	Negative
19.	Maharashtra	191032	6.55	155919	5.20	Positive
20.	Manipur	1623	16.58	1746	17.58	Positive
21.	Meghalaya	56	1.12	32	0.64	Positive
22.	Mizoram	1605	84.88	1087	93.47	Negative
23.	Orissa	91221	9.82	90939	9.31	Positive
24.	Punjab	413	0.08	2256	0.44	Positive
25.	Rajasthan	50944	3.91	37876	2.94	Positive
26.	Sikkim	705	48.76	99	6.68	Positive
27.	Tamil nadu	13879	1.55	18223	2.01	Positive
28.	Telangana	43152	11.97	32112	8.76	Positive
29.	Tripura	278	1.06	619	2.37	Negative
30.	Uttar Pradesh	150563	2.94	163142	3.18	Positive
31.	Uttarakhand	6257	3.54	5438	3.03	Positive
32.	West Bengal	638537	45.79	516457	48.69	Negative
Total		2741867	12.55	2886227	13.21	

* Undated case are high due to data replication issues.

Status Report of SMS services in District Court complexes as on 31.05.2016

Sr. No.	High Court	Districts	Court Complexes	Court Complexes where Leased Line connection is available	Court Complexes where SMS services are functioning	Court Complexes where SMS services are not functioning	Total Number Of SMS Sent during Last Month
1	Allahabad	75	75	63	63	12	66266
2	Telangana and Andhra Pradesh	23	286	25	20	247	1423
3	Bombay	38	482	62	377	104	138550
4	Calcutta	21	90	22	0	84	0
5	Chhattisgarh	21	87	14	35	52	2651
6	Delhi	11	6	6	0	6	0
7(a)	Gauhati- Arunachal Pradesh	15	15	0	0	15	0
7(b)	Gauhati- Assam	23	57	23	19	38	2157
7(c)	Gauhati- Mizoram	8	8	3	2	6	0
7(d)	Gauhati- Nagaland	11	11	0	0	11	0
8	Gujarat	25	327	38	1	326	2345
9	Himachal Pradesh	11	42	18	10	32	2020
10	Jammu & Kashmir	22	87	10	0	87	0
11	Jharkhand	22	73	34	35	14	3853
12	Karnataka	30	199	34	173	26	26489
13	Kerala	15	153	19	20	133	6843
14	Madhya Pradesh	50	936	725	741	195	393735
15	Madras	33	267	39	45	222	3032
16	Manipur	7	14	0	0	14	0
17	Meghalaya	6	10	5	1	8	399
18	Odisha	30	113	35	28	84	650
19	Patna	76	86	36	45	43	32435
20	Punjab & Haryana	43	118	100	108	10	246625
21	Rajasthan	35	238	40	39	1	7799
22	Sikkim	4	4	2	3	1	1327
23	Tripura	5	15	0	12	3	6090
24	Uttarakhand	13	52	11	25	27	12246
	Total	673	3851	1364	1802	1801	956935

Status of e-Transactions from 01.05.2016 to 31.05.2016 at etaal.gov.in

S.No	Central Govt. Projects	No. of e-Transactions
1	Agriculture	7,92,42,314
2	Public Financial Management System	5,30,87,270
3	Judiciary	3,10,45,218
4	Railway Reservations through IRCTC	1,89,14,734
5	Passport	75,57,965
6	Income Tax	44,21,603
7	CSC	40,22,065
8	Health	37,49,138
9	Telecommunications	29,55,786
10	Immigration, Visa and Foreigners Registration & Tracking (IVFRT)	19,11,716
11	UPSC	17,35,560
12	Transport	9,87,920
13	Co-operative Banks	8,02,643
14	Dept. of Administrative Reforms and Public Grievances (DARPG)	6,08,249
15	Postal Services	4,76,318
16	Food and Civil Supplies	3,64,215
17	MGNREGA	2,88,505
18	MCA21	2,80,287
19	Public Distribution System	2,77,455
20	e-Procurement	2,27,546
21	Central Public Works Department (CPWD)	1,57,916
22	e-Panchayat	1,56,071
23	Jeevan Pramaan : Life Certificate for Pensioners	52,600
24	Labour and Employment	35,080
25	Directorate General of Foreign Trade	13,883
26	Dept. of Pensions and Pensioners Welfare (DoP and PW)	5,234
27	Dept. of Personnel and Training (DoPT)	3,604
28	NIC Services	1,140
29	Dial.gov	441
30	NIELIT	309
	Total e-Transactions	21,33,82,785

**Status of Migration of CIS Data to CIS National Core ver. 2.0 as per NJDG
as on 31.05.2016**

Sr. No.	High Court	State	Total No. of Establishments	No. of Establishments in				Percentage Progress
				NC1.0	NC1.1	NC1.0 M	NC2.0	
1	Allahabad	Uttar Pradesh	363	4	359	0	0	0.00
2	Bombay	Diu and Daman	2	0	0	0	2	100.00
3	Bombay	DNH at Silvassa	1	0	0	0	1	100.00
4	Bombay	Goa	16	0	0	0	16	100.00
5	Bombay	Maharashtra	604	0	0	0	604	100.00
6	Calcutta	Andaman and Nicobar	4	0	0	4	0	0.00
7	Calcutta	West Bengal	231	0	9	220	1	0.43
8	Chhattisgarh	Chhattisgarh	79	22	0	0	57	72.15
9	Delhi	Delhi	18	0	0	0	18	100.00
10	Gauhati	Assam	111	0	0	79	32	28.83
11	Gauhati	Mizoram	9	0	0	7	0	0.00
12	Gujarat	Gujarat	348	0	0	0	348	100.00
13	Himachal Pradesh	Himachal Pradesh	90	0	0	87	3	3.33
14	Jammu & Kashmir	Jammu & Kashmir	20	0	0	3	17	85.00
15	Jharkhand	Jharkhand	81	0	73	0	8	9.88
16	Karnataka	Karnataka	411	0	259	0	148	36.01
17	Kerala	Kerala	320	0	286	0	29	9.06
18	Madhya Pradesh	Madhya Pradesh	42	0	0	0	42	100.00
19	Madras	Tamil Nadu	462	0	457	0	5	1.08
20	Manipur	Manipur	20	4	0	12	4	20.00
21	Meghalaya	Meghalaya	7	0	0	0	7	100.00
22	Orissa	Odisha	224	0	0	176	48	21.43
23	Patna	Bihar	115	1	111	0	3	2.61
24	Punjab & Haryana	Chandigarh	3	0	0	0	0	0.00
25	Punjab & Haryana	Haryana	123	0	116	2	0	0.00
26	Punjab & Haryana	Punjab	150	0	138	0	0	0.00
27	Rajasthan	Rajasthan	696	0	601	0	95	13.65
28	Sikkim	Sikkim	10	0	0	0	10	100.00
29	Telangana & Andhra Pradesh	Andhra Pradesh	262	0	262	0	0	0.00
30	Telangana & Andhra Pradesh	Telangana	142	0	138	0	4	2.82
31	Tripura	Tripura	35	0	2	0	33	94.29
32	Uttarakhand	Uttarakhand	85	0	85	0	0	0.00
Grand Total			5084	31	2896	590	1535	30.19

Status of Delivery and Installation of the Video Conference Equipments as on 31.05.2016

Sr.No	High Court	Total Number of Locations	Total Units of Hardware (Six per Location)	Total Units of Hardware Received	Total Units of hardwares installed	Total Number of Locations Where Installation Completed	Progress in Delivery (%)	Progress in Installation (%)
1	Telangana and Andhra Pradesh	38	228	228	228	38	100.00	100.00
2	Bombay	76	456	456	456	76	100.00	100.00
3	Calcutta	37	222	220	191	30	99.10	86.04
4	Chhattisgarh	115	690	690	667	103	100.00	96.67
5(a)	Gauhati-Arunachal Pradesh	4	24	23	12	1	95.83	50.00
5(b)	Gauhati-Assam	69	414	414	376	45	100.00	90.82
5(c)	Gauhati-Mizoram	15	90	90	85	10	100.00	94.44
5(d)	Gauhati-Nagaland	23	138	135	68	1	97.83	49.28
6	Himachal Pradesh	16	96	96	96	16	100.00	100.00
7	Jammu & Kashmir	24	144	144	140	21	100.00	97.22
8	Jharkhand	20	120	119	104	13	99.17	86.67
9	Kerala	16	96	96	65	10	100.00	67.71
10	Madhya Pradesh	96	576	575	573	93	99.83	99.48
11	Madras	31	186	186	186	31	100.00	100.00
12	Manipur	14	84	84	79	9	100.00	94.05
13	Meghalaya	8	48	48	48	8	100.00	100.00
14	Orissa	85	510	509	507	83	99.80	99.41
15	Punjab & Haryana	34	204	204	204	34	100.00	100.00
16	Rajasthan	68	408	408	408	68	100.00	100.00
17	Sikkim	6	36	36	28	4	100.00	77.78
18	Tripura	4	24	24	24	4	100.00	100.00
19	Uttarakhand	31	186	186	186	31	100.00	100.00
Total		830	4980	4971	4731	729	99.82	95.00

Status of Procurement of Hardware & Installation of LAN in Phase II of the eCourts Project as on 31.05.2016

Sr.No	High Court (- Bench)	Mode of Procurement	Present Status of Procurement of Computes			Present Status of implementation of LAN		
			Purchase Orders issued (Yes / No)	Delivery of Computers (Not Started/In progress/ Completed)	Installation of Computers (Not Started/In progress/ Completed)	Purchase Orders issued (Yes / No)	Delivery of LAN Equipments (Not Started/ In progress/ Completed)	Installation of LAN works (Not Started/ In progress/ Completed)
1	Allahabad	NICSI	No	Not Started	Not started	No	Not Started	Not Started
2	Bombay	e-Procurement	No	Not Started	Not Started	No	Not Started	Not Started
3	Calcutta	NICSI	No	Not Started	Not Started	No	Not Started	Not Started
4	Chhattisgarh	DGS&D	Yes	Completed	Completed	No	Not Started	Not Started
5	Delhi	Empanelled vendor at DGS&D rates	No	Not Started	Not Started	No	Not Started	Not Started
6	Gauhati-Arunachal Pradesh	DGS&D	Yes	Not Started	Not Started	No	Not Started	Not Started
7(a)	Gauhati- Assam	e-Procurement	Yes	In progress	In progress	Yes	In progress	In progress
7(b)	Gauhati- Mizoram	e-Procurement	Yes	In progress	In progress	Yes	In progress	In progress
7(c)	Gauhati- Nagaland	e-Procurement	Yes	In progress	In progress	Yes	In progress	In progress
7(d)	Gujarat	e-Tender through M/s.Gujarat Informatics Ltd.	No	Not Started	Not Started	No	Not Started	Not Started
8	Himachal Pradesh	e-Procurement	Yes	In progress	In progress	Yes	Not Started	Not Started
9	Jammu & Kashmir	e-Procurement	Yes	In progress	In progress	Yes	In progress	In progress
10	Jharkhand	e-Procurement	No	Not Started	Not Started	No	Not Started	Not Started
11	Karnataka	E-Tender through Centre for eGovernance	No	Not Started	Not Started	No	Not Started	Not Started
12	Kerala	e-Procurement	Yes	In progress	In progress	No	Not Started	Not Started
13	Madhya Pradesh	e-Procurement	No	Not Started	Not Started	No	Not Started	Not Started
14	Madras	e-Procurement Through ELCOT	No	Not Started	Not Started	No	Not Started	Not Started
15	Manipur	e-Procurement	No	Not Started	Not Started	No	Not Started	Not Started

Sr.No	High Court (- Bench)	Mode of Procurement	Present Status of Procurement of Computes			Present Status of implementation of LAN		
			Purchase Orders issued (Yes / No)	Delivery of Computers (Not Started/In progress/ Completed)	Installation of Computers (Not Started/In progress/ Completed)	Purchase Orders issued (Yes / No)	Delivery of LAN Equipments (Not Started/ In progress/ Completed)	Installation of LAN works (Not Started/ In progress/ Completed)
16	Meghalaya	NICSI	Yes	Not started	Not started	No	Not started	Not started
17	Orissa	e-Procurement	Yes	In progress	Not Started	Yes	Not Started	Not Started
18	Patna	Through NICSI	No	Not started	Not started	No	Not started	Not started
19	Punjab & Haryana	e-Procurement	Yes	Not started	Not started	Yes	Completed	In Progress
20	Rajasthan	e-Procurement	No	Not Started	Not Started	No	Not Started	Not Started
21	Sikkim	DGS&D	Yes	Completed	Completed	Yes	Completed	Completed
22	Telangana and Andhra Pradesh	e-Procurement	No	Not Started	Not Started	No	Not Started	Not Started
23	Tripura	e-Procurement	No	Not Started	Not Started	No	Not Started	Not Started
24	Uttarakhand	Referral Order System on DGS&D rate.	No	Not Started	Not Started	No	Not Started	Not Started

Note: Data given in this 'Statistical Updates' section of the newsletter is as provided by High Courts to the office of the eCommittee or updated by the respective Courts on NJDG.